


Posters Print-Out Instructions

1. Open the *.pdf* file.
2. Select *File*
3. Select *Print*
4. In *Page Handling*, change *Page Scaling* to *Tile all pages*
5. Change *Tile Scale* until you have the desired size

A


a



apple

B

b



ball

C


c



cat

D


d



dog

E

e



elephant

F


f



frog

G


g



goat

H

h



hat

I

i



iron

J

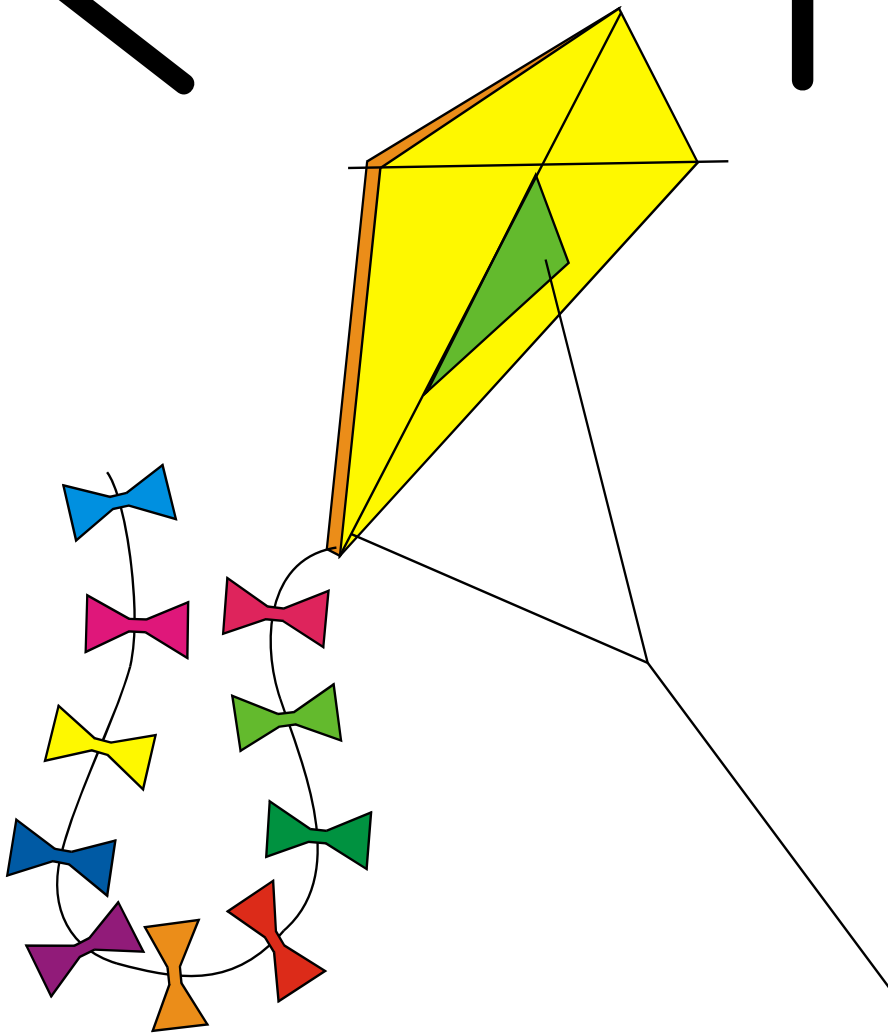
j



jar

K

K




kite



lamp

M

m





moose

N

n




net



ostrich

P

p



pencil

Q


q



queen

R

r



rose

S


s



spider

T

+



turtle

U


u



umbrella


V

v



violin

W w



whale

X

x



xylophon

Y

y



yak

Z

z



zebra